
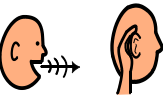






Half Termly Overview Class 1 and 2

Autumn Term Second Half 2020

AREAS OF LEARNING	3 - 6 November	9 - 13 November	16 - 20 November	23 - 27 November	30 November – 4 December	7 - 11 December	14 - 18 December
Personal, social and emotional development 	Children will be encouraged to relate to staff and others in a positive way. They will be supported to take turns and share toys and equipment. Children will be supported to play together.						
You can help your child by :-	Playing and modelling turn taking games. Sharing your things and asking to share your child's things.						
Communication & Language 	Pupils will experience a total communication approach within the classroom and school. Sign, photos, symbols, songs and gestures will be used to support and encourage language as appropriate for each pupils and situation. Pupils will experience a dedicated Literacy time with related props, photos they will hear stories individually, in groups, and if they request them. Pupils have individual targets for each area of communication – speaking, listening, reading and writing. Communication aids – low and high tech used for individual pupils.						
You can help your child by :-	Comment on what they are doing. Change the tone of your voice. Exaggerate your expression. Comment on what you are doing. Ask questions about what your child is doing or what someone else is doing. You may not get answers! Use signs or pictures to enhance their understanding.						

<p>Physical development/ Physical activities</p> 	<p>Individual PHYSIOTHERAPY, HYDROTHERAPY and MOBILITY programmes are followed. Body awareness and Tac Pac sensory programmes. Awareness of others through group interactions, games, Intensive Interaction. Physiotherapy, body awareness, finger painting, reaching, holding, grasping, releasing, posting, construction, tolerating tactile experiences – many project linked Tolerate and maintain positioning, chest physio, choosing food, accepting medication. Rolling balls to an adult, to each other. Play skittles e.g. bean bags and plastic bottles.</p>						
<p>You can help your child by :-</p>	<p>Playing games, with balls, kicking and throwing. Model actions. Allowing outside play, join in with running and jumping play. Try different speeds with a wheelchair! Drive over different surfaces.</p>						
<p>Mathematics Number Shape Space and Measure</p> 	<p>Pupils will experience counting out loud each day. They will see real objects counted and will handle multiple objects that are the same They will experience shape, size and measure through play with adult support and encouragement. This will include water play and play with dry, fluid materials. Number songs will include – 5 Firework Rockets, 5 Little pumpkins sitting on a wall, 5 Shiny Conkers, 5 Jolly Snowmen, 5 Sparkling Candles, 5 Jolly Snowmen, 5 Christmas Trees. All pupils have individual targets for number and shape space and measures.</p>						
<p>You can help your child by :-</p>	<p>Count everyday items as they are used, e.g. cups on the table, spoons on the table, see if there is a spoon to go into each cup. Talk about and name shapes you can see in the environment. Repetition is very important. Draw numerals with your child watching. Count in a rhythm as you walk e.g. 1234,1234. Sing number songs. Count - red cars, blue cars, buses and so forth - the opportunities are endless!</p>						
<p>Literacy / Stories</p>	<p>Pumpkin Soup. Fireworks.</p>	<p>Diwali stories</p>	<p>Handa's Surprise</p>	<p>Non fiction – explore food magazines.</p>	<p>Advent stories – explore advent calendars</p>	<p>Christmas Story- The Donkeys story.</p>	<p>Christmas Story – Jesus's Christmas Party</p>
<p>Reading / Looking</p>	<p>The stories above are shared As a whole group each day and support the theme for each week. Stories have props to enable understanding and encourage play and interaction. Picture and shape matching will be encouraged and modelled. Pupils will be encouraged to explore books independently and of their own choice. A selection of stories based on the half termly theme will be available. They will also be able to choose preferred books and stories from a wider selection. Pupils will follow their visual/looking targets and reports from VI Advisory teacher</p>						

You can help your child by :-	Sharing books reading stories, visiting library and bookshops. Ask your child to find specific objects in a picture eg Where's Teddy. Or point to Teddy yourself and say 'There's Teddy'. Talk about what is happening in a picture, talk about characters e.g. there is the bear, can you see the bear.						
Writing / Touching	Free drawing and mark making big felt pens. Roller paints. Following lines with finger or pen. Cause & effect programmes on the iPad. Mark make in different textures – pumpkin puree, pumpkin seeds, rice cooked and raw. Following Christmas shapes with finger or pen. Mark making with 'writing icing'. Marshmallows on strings, pumpkins, Exploring pasta shapes. Exploring exotic fruit, Exploring vegetables for curry. Explore different texture of paper and card. Explore dried fruits and spices. Exploring icing.						
You can help your child by :-	Providing pens or textures to use or touch. Model mark making so your child can see or feel you make marks. Talk about what you are doing and the marks you make: up and down, round and round.						
Understanding the world 	Explore pumpkins. Look at virtual fireworks. Halloween - Pumpkin party Wednesday, class 1 and 2	Explore – spices, vegetables, explore cooked rice, different types of rice, flaked, ground make rice pudding. Different grains. Make Diwali sweets. Cook rice-microwave rice	Taste and explore different fruit each day. Pineapple mangoes, guava, Make fruit smoothies. Make fruit salad Taste dried exotic fruit.	Make stir fry and cook rice. Add different sauces – sweet and sour, Taste or explore as appropriate. Explore - beansprouts and noodles	Decorate Christmas tree together. Look at shiny baubles and tinsel. Play with prisms and the projector. Make gingerbread decorations for the tree.	make sweets cool fudge, peppermint creams Christmas dressing up and role play.	Christmas story books. Make Christmas cakes Decorate Christmas cakes.
You can help your child by :-	Encourage play with different toys and textures. Encouraging and model play with sensory textures. Look at where you are and talk about what you can see.						
Cooking / Food Exploration	Pumpkin soup.	Make and taste Diwali sweets. Rice pudding.	Make and taste stir fry.	Rice and noodles.	Christmas Tree biscuits.	Make or taste or explore food to take on a journey.	Make Christmas cakes.
Visits							

You can help your child by :-	Going to different places. Offer different food to either taste or touch. Talk about where you are and what you can see and what is happening.						
Expressive Art and Design 	Make firework pictures. Make pumpkin pictures. Listen to firework music Daily singing and dancing	Rangoli patterns Rice pictures. Dressing up and dancing in saris. Daily singing and dancing	Collage pictures of different fruits on paper plate. Make pictures out of dried fruit. Daily singing and dancing	Make scratch and sniff pictures with spices. Rice flour and water painting. Coloured noodle pictures Christmas production, songs.	Make Christmas cards. Make advent Calendar Christmas songs.	CHRISTMAS dressing up and performance for the camera. Christmas show practices. Christmas songs.	Make calendars Listen to party music. Listen to Christmas music.
Role-play	In the Christmas grotto. Nativity, dress-up in seasonal costumes.						
You can help your child by :-	Exploring art and craft at home. Using different things to make marks with. Entering into and providing role play.						