













Topic: Special Times Autumn Second Half: Class 6		Wk 1 3/11/20	Wk 2 9/11/20	Wk 3 16/11/20	Wk4 23/11/20	Wk 5 30/11/20	Wk 6 7/12/20	Wk 7 14/12/20
Diary – events this half term		Non Pupil Day: 2/11/20 Nasal Flu Immunisation: 6/11/20						
 English	You can help by... Sharing books together - talk about the front cover and the pictures - visit the library. Pupils to be encouraged to sound out and blend letters to read words or read words by sight alone. To practise mark making, letter formation & name writing.	Fireworks book & related English activities.	Diwali & related English activities.	Kipper's Birthday & related English activities.	Time for a party (NF big book) & related English activities.	The Toys Party (ORT) & related English activities.	The Nativity Story & related activities.	The Nativity Story & related activities.
 Numeracy	You can help by helping me to notice, name & sequence numbers. To recognise & name shapes. Please help me to count carefully demonstrating 1:1 correspondence.	Shape & related Maths activities	Pattern & related Maths activities	Capacity & related Maths activities	Time & related Maths activities	Positional Terms & related Maths activities	Number & related Maths activities	Number & related Maths activities
 ICT	You can help by helping me to develop my mouse, Ipad and keyboard skills when using the computer.	Pupils will work on individual ICT targets this half term using the mouse, keyboard and ICT programmes which develop their ICT skills e.g. using a mouse to play target games and to click and drag.						



 <p>Design/Food Technology/ART</p>	<p>You can help byhelping me to design and make something that I could give to a family member for Christmas - what product/materials/colours etc...</p>	<p>To research features of products that they like/dislike in order to make choices of product & design to make.</p>	<p>To experience & investigate a range of materials and wrappings for product & to make a prototype.</p>	<p>To make a mock product & survey people to see if they need to change design/product</p>	<p>To complete any changes to the mock product in preparation for making the final product.</p>	<p>To make the final product to sell including any signage/labels/order forms/feedback sheets</p>	<p>To share the feedback sheets from 'customer's'. Design, make & send home home thank you cards & Christmas cards.</p>	
 <p>PSHE & CITIZENSHIP</p>	<p>You can help by.....helping me to remember how unique I am & to help me to notice similarities & differences between myself & others. Help me to turn take & be a good friend to others.</p>	<p>To consider different emotions & match their photo to a given emotion to express how they feel. Play emotion dominoes.</p>	<p>Look at a puppet's 'personal profile' & make my own personal profile with support. Share & celebrate differences.</p>	<p>Share the story 'Giraffe's can't Dance' & consider how the main character feels throughout. Consider & record actions by others which make people feel happy and sad.</p>	<p>Share the story 'I am sorry' & consider what we can do if we feel sad, angry or worried? Work together to make a friendship area & anti bullying posters.</p>	<p>To share the story of The Selfish Crocodile. Pupils to consider features of a good friend & complete their own friend profile & friendship trees.</p>	<p>To share the NF book: Friends. Pupils to engage in a range of play based activities & friendship games with chosen friends. Make 'Thank you friend' cards.</p>	<p>Christmas bubble party.</p>
 <p>PE</p>	<p>You can help byhelping me to learn and practise my ability to use small & large PE equipment purposefully and will accuracy.</p>	<p>Pupils will take part in twice weekly P.E sessions led by Kinetic Sports.</p>						
 <p>History and Geography</p>	<p>You can help byhelping me to learn about features of different historical events & why & how we remember them today.</p>	<p>Bonfire Night - Learning about the history behind today's 'bonfire night'</p>	<p>Remembrance - why do we remember soldiers & have red poppy's to help us remember?</p>	<p>To look at different photos and images of Mayfield School. Pupils to identify & locate different areas arounds school.</p>	<p>To look at a visual representation of a map of the school - track it to move around the school & indicate if they like/dislike areas using green & red spots as a key.</p>	<p>Preparing the Christmas Class 6 production to go on remote learning portal ahead of filming.</p>	<p>Preparing the Christmas Class 6 production to go on remote learning portal ahead of filming</p>	<p>Watch the class 6 Christmas production film together.</p>



 <p>RE</p>	<p>You can help byhelping me to learn about different special events that occur & how they are celebrated. Help me to reflect on people & objects special to me.</p>	<p>Visit the primary library to choose special school books for our class book box.</p>	<p>Diwali - Bollywood dancing & art activities.</p>	<p>To bring in & share a favourite book from home. Consider why it is such a special story?</p>	<p>Watch an interactive, virtual clip of a child visiting a church and share together some Christian religious artefacts.</p>	<p>Watch an interactive, virtual clip of a child visiting a mosque and share together some Islamic religious artefacts.</p>	<p>To learn about & role play the Nativity story.</p>	<p>Christmas lunch & party with class 5/6 friends in 'bubble'.</p>
 <p>Music</p>	<p>You can help byhelping me to learn new songs with actions.</p>	<p>To sing along with the song 'hands' & agree actions to match verses of the song. Consider ways our hands help us to play instruments.</p>	<p>Play the Sound - playing instruments to match those behind a screen. Can pupils identify instrument by sound alone & play to match adult?</p>	<p>Stop, Start Sounds - Pupils to move/sing/play & stop on command in response to a range of signs e.g. voice, object, picture, symbol.</p>	<p>Sounds on the Move. Sing 'Wheels on the bus' adding actions & instruments to match people on the bus.</p>	<p>The Little Train of Caipira - moving themselves & trains to the music tempo. Move trains through paint to create art image in response to music.</p>	<p>To learn Christmas songs</p>	<p>To learn Christmas songs</p>
 <p>Science</p>	<p>You can help byhelping me to learn about the different materials that objects are made from & basic attributes of each material type including using appropriate describing words to talk about different materials.</p>	<p>Non pupil Day</p>	<p>Diwali Day</p>	<p>To share the story 'Stuck!' matching props to the story & role playing using them throughout. Adult to reinforce the material from which each prop is made from.</p>	<p>To recall the story 'Stuck!' & to sort props from the story by the materials from which they have been made. Adult to reinforce features of each material using describing words.</p>	<p>To recall the story props & the materials they are made from before identifying similar materials from which to collage pictures of the objects ready for a display.</p>	<p>Together recall the collaged pictures from yesterday and the materials from which each is made. Encourage pupils to use describing words as they help arrange our story display to share our learning with others.</p>	